

IMV VIBRATION TEST SYSTEMS

J series

Air cooled Vibration Test Systems

J260 / SA7AM J260 / EM7AM



Long duration shock tests require high velocity and large displacement. J-series is a high-frequency system that offers usability and durability furnished with functions that accommodates high velocity and displacement testing.

[Expanded maximum test range]

Max. velocity of Sine force: 2.4 m/s, Max. velocity of Shock force 4.6 m/s, Max. displacement: 100 mmp-p

[Patented upper (armature) support system PS Guide] Parallel Slope Guide is standard.

[Low noise] Optimised design of the air intake based on fluid dynamics has reduced the air-intake noise.

[All models can be directly coupled to a climatic chamber.]



① High Velocity and Large Displacement

High velocity of 2.4 m/s and Large displacement of 100 mmp-p (4 inch).



■ PSG guide system

② Improvement of Testing Environment

With the operation of Intelligence Shaker Management (ISM), EM range can reduce power consumption and CO2 emissions automatically.

eco-shaker

② User first principle

Compatible with K2 vibration controller. Intuitive interface leads The operator with user-friendly guidance.





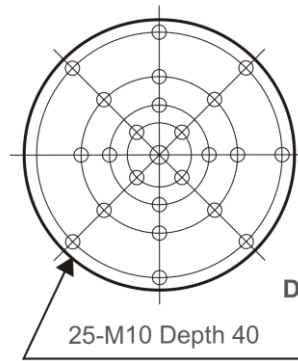
System Specifications			
System Model		J260/SA7AM	J260/EM7AM
Frequency Range (Hz)		0-2600*3	
Rated Force	Sine (kN)	54	
	Random (kN rms) *1	54	
	Shock (kN)	108	
Maximum Acc.	Sine (m/s ²)	857	
	Random (m/s ² rms)	600	
	Shock (m/s ²)	1714	
Maximum Vel.	SINE (m/s)	2.4	
	Shock (m/s peak)	2.4	2.4(3.5)*4
Maximum Disp.	Sine (mmp-p)	100	
	Maximum Travel (mmp-p)	116	

Vibration Generator (J260)	
Armature Mass (kg)	63
Armature Diameter (φ mm)	446
Armature Resonance (Hz)	1800
Allowance Eccentric Moment (N·m)	1550
Maximum Payload (kg)	1000
Mass (kg)	4100

*1) Random force ratings are specified in accordance with ISO5344 conditions.
 *2) Power supply: 3-phase 380/400/415/440 V, 50/60 Hz. A transformer is required for other supply voltages.
 *3) Above 2000 Hz, the force rolls-off at a rate of -12 dB/oct.
 *4) Maximum velocity 4.6 m/s. High velocity restricts maximum Shock force.
 Please contact IMV or your local distributor with specific test requirements.
 * The specification shows the maximum system performance.
 For long-duration tests, de-rating by up to 70 % must be applied.
 Continuous use at maximum levels may cause failure.
 * In the case of Random vibration test, please set the test definition of the peak value of acceleration waveform to be operated less than the maximum acceleration of Shock.
 * Frequency range values vary according to sensor and vibration controller.

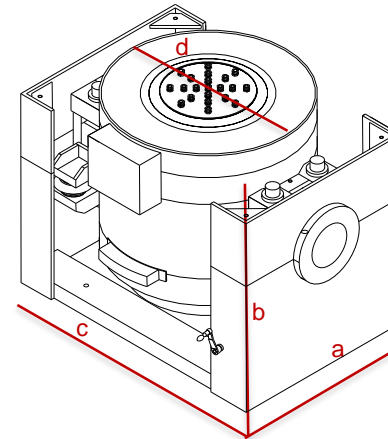
Cooling Blower		
Model	VAPE 710/N2	
Mass (kg)	250	
Environmental Data		
Power Requirement (kVA)	86	
Input Voltage Supply (3 φ , V)	380/400/415/440	
Compressed Air Supply (Mpa)	0.7	
Working Ambient	Temperature (°C)	0 - 40
	Humidity (%RH)	0 - 85

Power Amplifier		
System Model	SA7AM-J60	EM7AM-J60
Maximum Output [kVA]	70	70
Mass [kg]	1400	1400



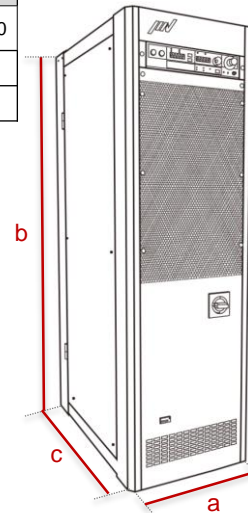
(P.C.D.100,160, 250, 400)

J260



Shaker
Model: J260

a: W 1527 mm
b: H 1319 mm
c: D 1100 mm
d: 920 φmm



Amplifier
Model: SA7AM-J60
Model: EM7AM-J60
a: W 1160 mm
b: H 1950 mm
c: D 850 mm



Blower
Model:VAPE 710/N2
a: W 1160 mm
b: H 2405 mm
c: D 787 mm